

QUICKTRACE™

Mercury Analyzer Consumable Parts





QuickTrace™ Mercury Analyzers are easy to maintain with readily accessible consumable items and common service parts. The commonality of consumable items and serviced parts ensures that parts will be available for years to come. Our attention to detail is what makes QuickTrace™ Mercury Analyzers "Simply the Best."






QUICKTRACE™ MERCURY ANALYZERS

PART #	DESCRIPTION	IMAGE
SP5601	Gas Liquid Separator, (Set of 2) M-6000, M-6100	
SP6041	Gas Liquid Separator, M-7500	
SP5894	Nafion® Cartridge Replacement; M-6000, M-6100, M-7500,	
SP6155	Nafion® Economy (Pack = 5 Cartridges) M-6000, M-6100, M-7500,	

PART #	DESCRIPTION	IMAGE
SP5812	GLS Capillaries, (Pack of 3); M-6000, M-6100, M-7500	
SP6098	Capillary Kit, 1631 / 245.7 Hydroxylamine, M-7500,	

PART #	DESCRIPTION	IMAGE
SP8049	Capillary, Stannous Chloride, M-6000, M-6100, M-7500	
SP8062	Capillary Reagent (10 each), 1631 / 245.7 Hydroxylamine, M-7500	
SP8067	Capillary Mixing Tee (10 each), 1631 / 245.7 Hydroxylamine, M-7500	
SP5705A	Pump Tubing, Sample / Drain Tubing, Yel-Yel, (Pack of 12)	
SP5705B	Pump Tubing, Stannous Chloride Reagent Tubing, Blk-Blk, (Pack of 12)	
SP6097	Pump Tubing, 1631 / 245.7 Hydroxylamine Tubing Orange-Blu, 12 Each, M-7500	
SP8045	Pump Tubing, 1631 / 245.7 Drain Purple / White, 12 Each, M-7500	
SP5706	Waste Tubing, (Two Each) M-6000, M-6100, M-7500	

PART #	DESCRIPTION	IMAGE
SP6042	GLS Drain Tube (Pack of 3)	
SP6033	Sample Probe, 1.0 mm ID, M-6000, M-6100, M-7500	
SP6033C	Carbon Fiber Sample Probe, 1.0 mm ID, M-6000, M-6100, M-7500	
SP6036	Peristaltic Pump Fittings, M-6000, M-6100, M-7500	