

NEPTUNE and NEPTUNE *Plus*: Breakthrough in Sensitivity using a Large Interface Pump and New Sample Cone

Claudia Bouman, Michael Deerberg, Johannes B. Schwieters, Thermo Fisher Scientific, Bremen, Germany

Key Words

- Neptune *Plus*
- Ion Yield Efficiency
- Multicollector ICP-MS
- Sensitivity

Introduction

The Thermo Scientific NEPTUNE *Plus* is a major update of the proven NEPTUNE MC-ICPMS platform. Among the new features are an improved pumping capacity option at the interface and a new sample cone to significantly enhance sensitivity, in particular for dry plasmas. This option is also available as upgrade on existing NEPTUNE instruments.

The sensitivity improvement resulting from the use of the large dry interface pump (100 m³/h pumping speed) is demonstrated using the standard sample cone and X-skimmer cone. Further enhancements to sensitivity arising from a new sample cone, “Jet sample cone”, are reported.

This application note reports the sensitivity enhancements and total ionization efficiency that can be achieved with these new features. It also reports Ar⁺ and oxide levels, demonstrates accuracy and precision data for Sr, Nd and Hf as well as a critical evaluation of mass bias for Nd and includes standard-sample bracketing analysis of U at the ppb level.

Instrumental Setup

All data presented in this study were obtained in low resolution mode using an Aridus II™ (CETAC Technologies) with a PFA concentric nebulizer having an uptake of 100 µl/min. Details are listed in Table 1. The NEPTUNE Tune Solution (PN 1149340) was used for the tests. This is a dilute HNO₃ solution containing Li, Fe, Nd, Hf and Tl (all from Merck KGaA, Germany), Sr (NBS987), Pb (NBS981) and U (NIST3164).

NEPTUNE settings

Cool gas flow rate	15 L/min
Auxiliary gas flow rate	0.85-1.05 L/min
Sample gas flow rate	0.85-0.95 L/min
Plasma power	1200 W
Resolution	low (450)
Sample uptake	100 µL/min

Aridus settings

Sweep gas (Ar) flow rate	8 to 11 L/min
Nitrogen gas flow rate	3 to 6 mL/min
Spray chamber temperature	110°C
Membrane temperature	160°C

Table 1: NEPTUNE and Aridus settings.

Part 1: Large Interface Pump, Standard Sample Cone, X-Skimmer Cone

Sensitivity and Ion Yield Efficiency

First we accessed the improvement in sensitivity using the large interface pump in combination with the already characterized X-skimmer cone and Aridus II desolvating nebulizer. The sensitivity improvement factors using the large interface pump vs. the standard interface pump are shown in Figure 1a. Depending on mass range the sensitivity improvement factors range from a factor 50 for Li and 5 for U. The absolute sensitivity data achieved with the large interface pump are shown in Figure 1b and along with ion yield efficiencies obtained with the large interface pump, are presented in Table 2.

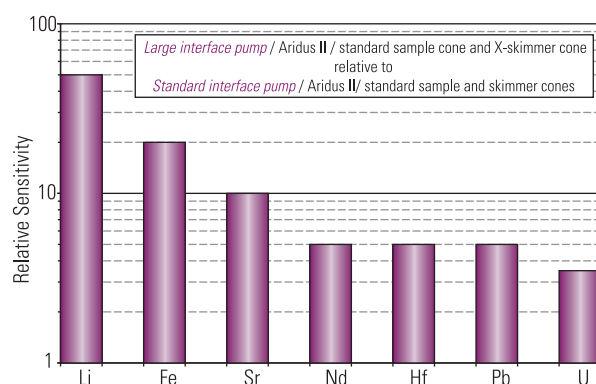


Figure 1a: Sensitivity improvement for the large interface pump (100 m³/h) relative to the standard interface pump (30 m³/h), using the same inlet system (Aridus II) and sample cones, but different skimmer cones. Please note: these sensitivity data are not specifications.

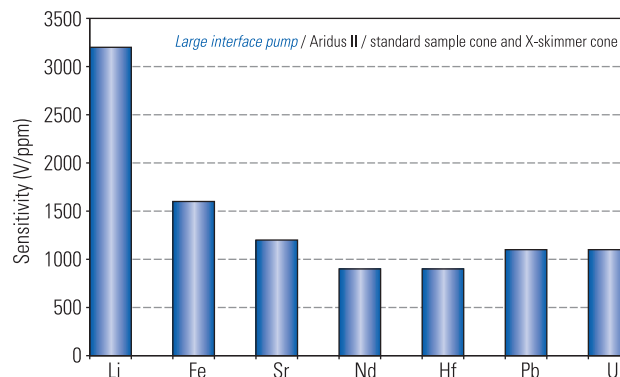


Figure 1b: Absolute sensitivity for the large interface pump with the Aridus II, standard sample cone and X-skimmer cone. Please note: these sensitivity data are not specifications.

Argon and Oxide Formation

The use of the large interface pump does not increase the argon sensitivity and formation of oxides. Sensitivity for Ar is comparable to that with the standard interface pump (total Ar beam ~8000 V). The amount of oxide formation using the large interface pump was evaluated by measurement of $^{238}\text{U}^{16}\text{O}$ (mass 254). The uranium oxide formation was ~1 %, equivalent to the production rate with the standard interface pump.

	V/ppm	Ion yield efficiency (%)
Li	3200	0.1
Fe	1600	0.6
Sr	1200	0.7
Nd	900	0.8
Hf	900	1.0
Pb	1100	1.4
U	1100	1.6

Table 2: Absolute sensitivity and ion yield efficiency for the large interface pump in combination with the Aridus II, standard sample cone and X-skimmer cone. Please note: these sensitivity data are not specifications.

Accuracy and Precision

It has been reported that the use of particular cones causes non-linear mass bias effects for particular elements.¹ In order to evaluate mass bias effects due to the use of the large interface pump in combination with the X-skimmer cone, we measured reproducibility and accuracy for Sr, Nd and Hf isotope ratios.

Figures 2-4 show reproducibility and accuracy for Sr, Nd and Hf isotope ratio measurements using the large interface pump with the Aridus II, standard sample cone and X-skimmer cone.

An extended electronic baseline of 3 minutes in defocused ion beam mode and a peak center were performed once at the beginning of each run. A cross calibration (gain calibration) for $1 \times 10^{11} \Omega$ and $1 \times 10^{12} \Omega$ amplifiers was carried out once a day. The isobaric interferences are corrected by measuring the intensities of ^{147}Sm , ^{85}Rb , ^{83}Kr , ^{173}Yb and ^{175}Lu (< 0.5 mV throughout this study) with low noise $1 \times 10^{12} \Omega$ amplifiers and the main isotopes with the standard $1 \times 10^{11} \Omega$ amplifiers. The measurement time for each run was approximately 20 minutes. A set of 10 runs completed the whole sequence.

The average of ten subsequent runs of 150 cycles of 8 seconds per run provides the basis for the calculation of the external reproducibility. A 2σ outlier test was performed at each run. Mass bias correction was done using the exponential law. We used the following normalizing ratios:

$$^{88}\text{Sr}/^{86}\text{Sr} = 8.375209$$

$$^{146}\text{Nd}/^{144}\text{Nd} = 0.7219$$

$$^{179}\text{Hf}/^{177}\text{Hf} = 0.7325$$

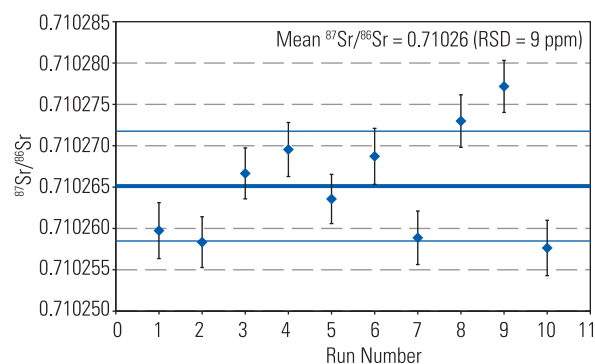


Figure 2: Reproducibility and accuracy for $^{87}\text{Sr}/^{86}\text{Sr}$ (SRM987, 10 ppb Sr) using the large interface pump, Aridus II, standard sample cone and X-skimmer cone.

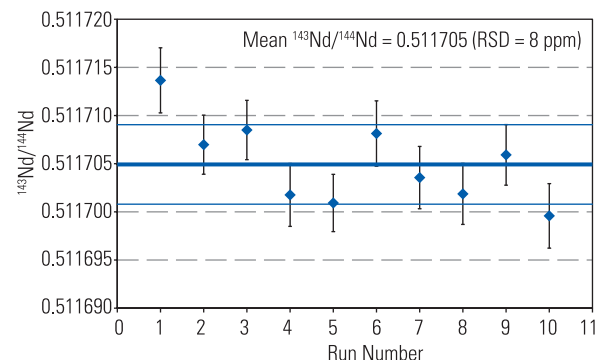


Figure 3: Reproducibility and accuracy for $^{143}\text{Nd}/^{144}\text{Nd}$ (Merck, 10 ppb Nd) using the large interface pump, Aridus II, standard sample cone and X-skimmer cone.

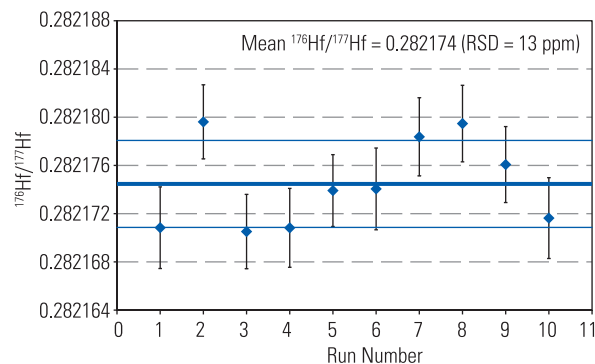


Figure 4: Reproducibility and accuracy for $^{176}\text{Hf}/^{177}\text{Hf}$ (Merck, 10 ppb Hf) using the large interface pump, Aridus II, standard sample cone and X-skimmer cone.

To access whether the large interface pump together with the X-skimmer cone creates additional mass bias effects, all measured Nd isotopes ratios were compared to TIMS measurements. The deviation from TIMS values are plotted in Figure 5a. Comparison of these data with those obtained using the standard interface pump and standard cones (Figure 5b) clearly indicates that no additional mass bias effects are created using the large interface pump and X-skimmer cone.

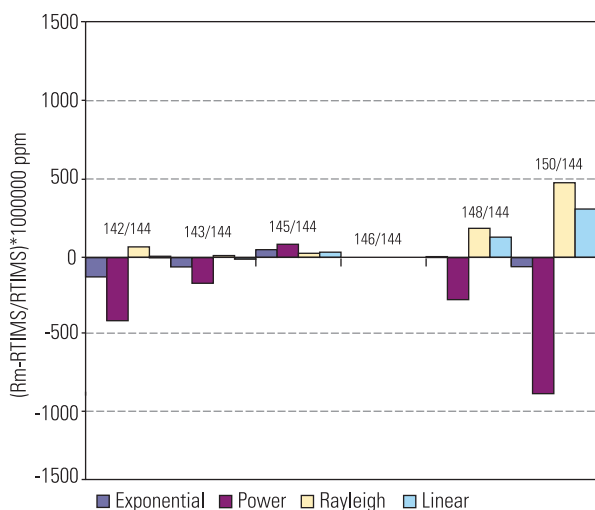


Figure 5a: Deviation of Nd isotope ratios from TIMS using different normalization laws. The data are obtained using the large interface pump, Aridus II, standard sample cone and X-skimmer cone.

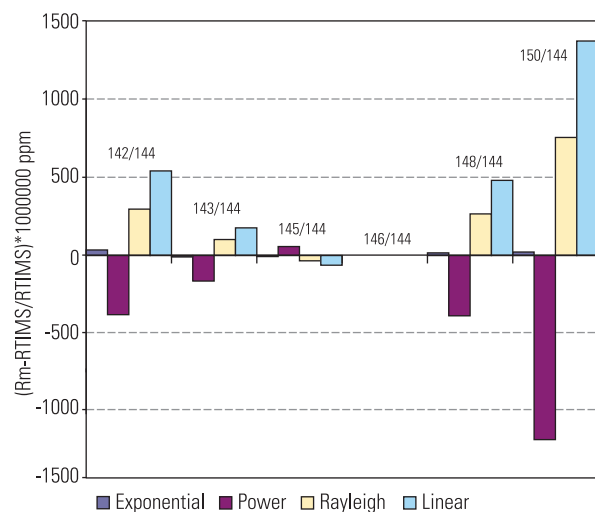


Figure 5b: Deviation of Nd isotope ratios from TIMS using different normalization laws. The data are obtained using the standard interface pump, Aridus II, standard sample and skimmer cone.

Part 2: The Jet Sample Cone

In order to further improve ion yield efficiency we tested a specially designed sample cone, the “Jet sample cone”. Figure 6a shows the sensitivity improvement factors for the Jet sample cone vs. the standard sample cone using the large interface pump, the Aridus II and X-skimmer cone. Absolute sensitivity for the Jet sample cone, large interface pump, Aridus II and X-skimmer cone are plotted in Figure 6b.

The combination of the Jet sample cone with the large interface pump, the desolvating nebulizer and the X-skimmer cone seems especially suited for measurements of the very heavy elements, like Pb and U, because of the significant sensitivity enhancement for these elements. The absolute sensitivity and ion yield efficiencies using the Jet sample cone are reported in Table 3.

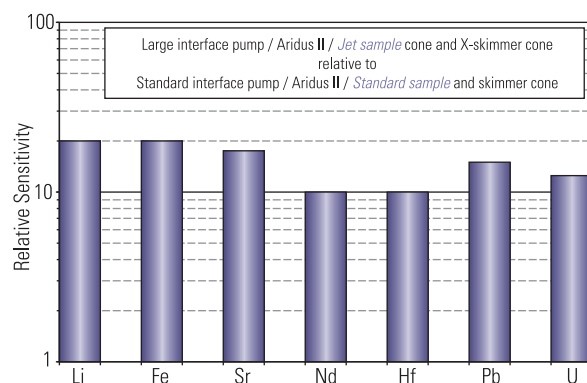


Figure 6a: Sensitivity improvement for the large interface pump (100 m³/h) relative to the standard interface pump (30 m³/h), using the same inlet system (Aridus II), but different sample and skimmer cones. Please note: these sensitivity data are not specifications.

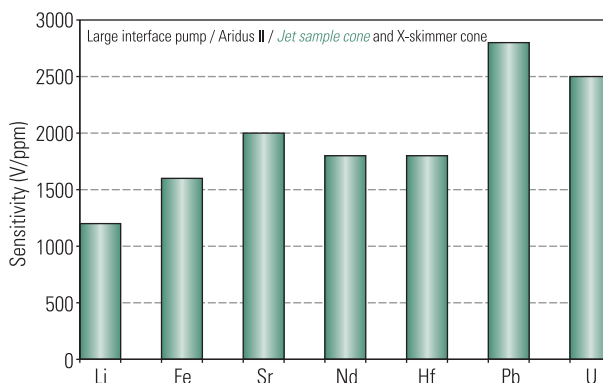


Figure 6b: Absolute sensitivity for the Jet sample cone with the large interface pump, Aridus II and the X-skimmer cone. Please note: these sensitivity data are not specifications.

	V/ppm	Ion yield efficiency (%)
Li	1200	0.05
Fe	1600	0.6
Sr	2000	1.1
Nd	1800	1.6
Hf	1800	2.0
Pb	2800	3.6
U	2500	3.7

Table 3: Absolute sensitivity and ion yield efficiency the large interface pump in combination with the Aridus II, Jet sample cone and X-skimmer cone. Please note: these sensitivity data are not specifications.

The Jet sample cone was used to analyze natural uranium. The higher sensitivity resulting from the combination of the Jet sample cone with the large interface pump enables measurement of U samples with much lower concentrations compared to the standard interface (standard interface pump and standard sample and skimmer cones), without sacrificing accuracy and precision.

A sample-standard bracketing approach was used for the U isotope ratio measurements. Each sample measurement (1 ppb natural U) was bracketed by the average of the standard measured before and after (5 ppb natural U). Different concentrations were used in order to cancel out concentration-dependent mass bias effects using the Jet sample cone. Each analysis took ~5 minutes, including a peak center. ^{235}U and ^{238}U were measured on Faraday cups ($1 \times 10^{11} \Omega$ Ohm amplifiers), whereas ^{234}U was detected on the SEM. This approach enables external mass bias correction as well as cross calibration of the Faraday cups vs. SEM. The total number of runs was 11, resulting in 5 samples. Total sample consumption was 0.5 ng for the sample. Results are shown in Table 4.

	$^{234}\text{U}/^{238}\text{U}$	$^{235}\text{U}/^{238}\text{U}$	$^{234}\text{U}/^{235}\text{U}$
Sample 1	0.00005466	0.00725037	0.0075411
Sample 2	0.00005465	0.00725105	0.0075372
Sample 3	0.00005467	0.00725160	0.0075388
Sample 4	0.00005467	0.00725009	0.0075371
Sample 5	0.00005475	0.00724848	0.0075530
Average	0.00005468	0.00725032	0.0075415
stdev ‰	0.73	0.16	0.88
Deviation TRUE ‰	-0.7	-0.3	-0.4
TRUE	0.00005472	0.0072527	0.0075448

Table 4: Reproducibility and accuracy of U isotope ratios in natural U using the Jet sample cone and the large interface pump (1 ppb sample concentration).

Conclusions

The use of the large interface pump on the NEPTUNE Plus significantly increases sensitivity across the entire mass range (an improvement of between 4 and 50 compared to the standard interface pump) and provides accurate and precise Sr, Nd and Hf isotope ratio data. External precisions for $^{87}\text{Sr}/^{86}\text{Sr}$, $^{143}\text{Nd}/^{144}\text{Nd}$ and $^{176}\text{Hf}/^{177}\text{Hf}$ are 9, 8 and 13 ppm, respectively for 10 ppb solutions.

The Jet sample cone in combination with the large interface pump is especially useful for the analysis of U and presumably other heavy elements. Sensitivity of > 2500 V/ppm U was achieved, enabling high precise U isotope measurements at concentrations down to 1 ppb (i.e. < 1 ng total sample consumption). External precision for $^{234}\text{U}/^{238}\text{U}$ and $^{235}\text{U}/^{238}\text{U}$ were < 0.8 ‰ and < 0.2 ‰, respectively.

Please note: the sensitivity, accuracy and precision data shown here are not specifications. Please refer to our specification sheet for details.

Reference

- ¹ Newman, K., Freedman, P.A., Williams, J., Belshaw, N.S. and Halliday, A.N. (2009) High sensitivity skimmers and non-linear mass dependent fractionation in ICP-MS. *Journal of Analytical Atomic Spectrometry*, Vol 24, p742–751.

In addition to these offices, Thermo Fisher Scientific maintains a network of representative organizations throughout the world.

Africa-Other

+27 11 570 1840

Australia

+61 2 8844 9500

Austria

+43 1 333 50 34 0

Belgium

+32 2 482 30 30

Canada

+1 800 530 8447

China

+86 10 8419 3588

Denmark

+45 70 23 62 60

Europe-Other

+43 1 333 50 34 0

Finland/Norway/Sweden

+46 8 556 468 00

France

+33 1 60 92 48 00

Germany

+49 6103 408 1014

India

+91 22 6742 9434

Italy

+39 02 950 591

Japan

+81 45 453 9100

Latin America

+1 608 276 5659

Middle East

+43 1 333 50 34 0

Netherlands

+31 76 579 55 55

South Africa

+27 11 570 1840

Spain

+34 914 845 965

Switzerland

+41 61 716 77 00

UK

+44 1442 233555

USA

+1 800 532 4752

www.thermo.com



Thermo Fisher Scientific
(Bremen) GmbH
Management System
Registered to ISO 9001:2008

AN30187_E 07/09C